



# **Project KIDS**

Key Integrated Data Systems

**Office of the State Auditor**

# What is Project KIDS?

Integrated financial, operational, and performance data to improve data-driven decision making

# Two Common Questions:

1. Where did the money go in Public Education?
2. How well was it spent?

# How is the Money Being Spent?

**Non-normative** methodology for stakeholders to:


- Ask more informed questions
- Improve data-driven decision making

Do financial  
resources align  
with our strategic  
objectives?

What resources are  
reaching students  
“at-risk”? How are  
these resources  
helping students  
perform?

Which subjects or  
classes consume a  
disproportionate  
amount of  
resources?

# Where Does the Money Go?







arent Utah  
(OSA)

oard of Education  
(USBE)

cation Agency

# Cost Allocation Methodology



Mrs. Smith is a High School Math Teacher and Volleyball Coach

Her compensation includes:

\$50,000 – Contract Salary

\$25,000 – Benefits

\$2,500 – Coaching Stipend

How do we allocate her compensation?




## Non-Instructional

The \$2,500 coaching stipend is allocated to her volleyball team

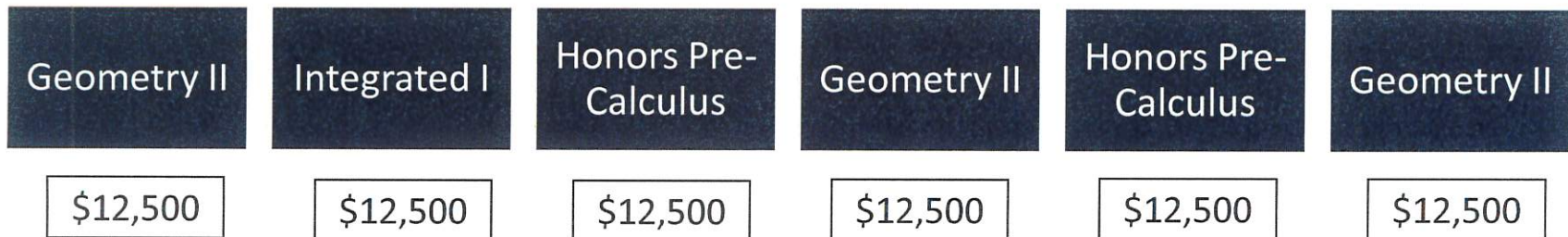
## Instructional

The \$75,000 of compensation are allocated to her classes






Mrs. Smith teaches 6 yearlong math classes:



Students



\$545

\$272.50

Each student receives a share of the expense depending on how long they were in the class

2 students were only in the class for half of the year






Category	Amount
Teacher Pay	\$ 5,530
Transportation	\$ 0
District Administration	\$ 1,100
English Language Learners	\$ 0
Athletics	\$ 500
Nutrition	\$ 850
Instructional Support	\$ 1,500
Special Education	\$ 0
Dual Language Immersion	\$ 0
Operational Expense	\$ 2,300
<b>Total</b>	<b>\$ 11,780</b>



Category	Amount
Teacher Pay	\$ 3,550
Transportation	\$ 800
District Administration	\$ 1,100
English Language Learners	\$ 0
Athletics	\$ 0
Nutrition	\$ 150
Instructional Support	\$ 1,295
Special Education	\$ 0
Dual Language Immersion	\$ 1,250
Operational Expense	\$ 2,300
<b>Total</b>	<b>\$ 10,445</b>



Category	Amount
Teacher Pay	\$ 7,100
Transportation	\$ 800
District Administration	\$ 1,100
English Language Learners	\$ 0
Athletics	\$ 0
Nutrition	\$ 500
Instructional Support	\$ 2,500
Special Education	\$ 3,000
Dual Language Immersion	\$ 0
Operational Expense	\$ 2,300
<b>Total</b>	<b>\$ 17,300</b>



Category	Amount
Teacher Pay	\$ 5,530
Transportation	\$ 0
District Administration	\$ 1,100
English Language Learners	\$ 0
Athletics	\$ 500
Nutrition	\$ 850
Instructional Support	\$ 1,500
Special Education	\$ 0
Dual Language Immersion	\$ 0
Operational Expense	\$ 2,300
<b>Total</b>	<b>\$ 11,780</b>

Category	Amount
Teacher Pay	\$ 3,550
Transportation	\$ 800
District Administration	\$ 1,100
English Language Learners	\$ 0
Athletics	\$ 0
Nutrition	\$ 150
Instructional Support	\$ 1,295
Special Education	\$ 0
Dual Language Immersion	\$ 1,250
Operational Expense	\$ 2,300
<b>Total</b>	<b>\$ 10,445</b>

Category	Amount
Teacher Pay	\$ 7,100
Transportation	\$ 800
District Administration	\$ 1,100
English Language Learners	\$ 0
Athletics	\$ 0
Nutrition	\$ 500
Instructional Support	\$ 2,500
Special Education	\$ 3,000
Dual Language Immersion	\$ 0
Operational Expense	\$ 2,300
<b>Total</b>	<b>\$ 17,300</b>





Category	Amount
Teacher Pay	\$ 5,530
Transportation	\$ 0
District Administration	\$ 1,100
English Language Learners	\$ 0
Athletics	\$ 500
Nutrition	\$ 850
Instructional Support	\$ 1,500
Special Education	\$ 0
Dual Language Immersion	\$ 0
Operational Expense	\$ 2,300
<b>Total</b>	<b>\$ 11,780</b>

Category	Amount
Teacher Pay	\$ 3,550
Transportation	\$ 800
District Administration	\$ 1,100
English Language Learners	\$ 0
Athletics	\$ 0
Nutrition	\$ 150
Instructional Support	\$ 1,295
Special Education	\$ 0
Dual Language Immersion	\$ 1,250
Operational Expense	\$ 2,300
<b>Total</b>	<b>\$ 10,445</b>

Category	Amount
Teacher Pay	\$ 7,100
Transportation	\$ 800
District Administration	\$ 1,100
English Language Learners	\$ 0
Athletics	\$ 0
Nutrition	\$ 500
Instructional Support	\$ 2,500
Special Education	\$ 3,000
Dual Language Immersion	\$ 0
Operational Expense	\$ 2,300
<b>Total</b>	<b>\$ 17,300</b>



Up, Not Top  
Student Level  
penditure



Category	Amount
Teacher Pay	\$ 5,530
Transportation	\$ 0
District Administration	\$ 1,100
English Language Learners	\$ 0
Athletics	\$ 500
Nutrition	\$ 850
Instructional Support	\$ 1,500
Special Education	\$ 0
Dual Language Immersion	\$ 0
Operational Expense	\$ 2,300
<b>Total</b>	<b>\$ 11,780</b>

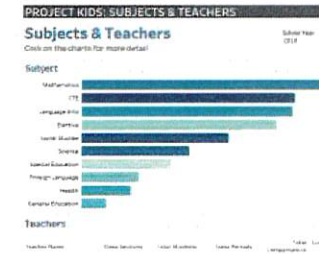
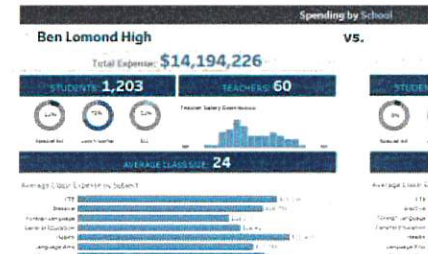
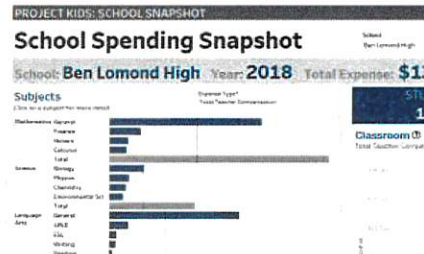
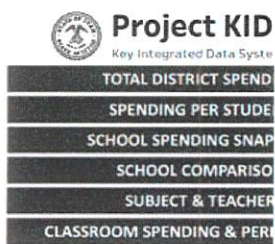
Category	Amount
Teacher Pay	\$ 3,550
Transportation	\$ 800
District Administration	\$ 1,100
English Language Learners	\$ 0
Athletics	\$ 0
Nutrition	\$ 150
Instructional Support	\$ 1,295
Special Education	\$ 0
Dual Language Immersion	\$ 1,250
Operational Expense	\$ 2,300
<b>Total</b>	<b>\$ 10,445</b>

Category	Amount
Teacher Pay	\$ 7,100
Transportation	\$ 800
District Administration	\$ 1,100
English Language Learners	\$ 0
Athletics	\$ 0
Nutrition	\$ 500
Instructional Support	\$ 2,500
Special Education	\$ 3,000
Dual Language Immersion	\$ 0
Operational Expense	\$ 2,300
<b>Total</b>	<b>\$ 17,300</b>



# Project KIDS Dashboards

Online dashboards to visualize and interact with public education data



Subject & Teacher

